



DATE: September 1, 2022

TO: Library Board, Pima County Public Library

Pima County Board of Supervisors
 Pima County Administration
 Friends of the Pima County Public Library, Board of Directors
 Friends of the Arivaca Library, Board of Directors
 Friends of the W. Anne Gibson-Esmond Station Library, Board of Directors
 Friends of the Kirk-Bear Canyon Library, Board of Directors
 Friends of the Oro Valley Public Library, Board of Directors
 Friends of the Pima-Green Valley Library, Board of Directors
 Pima Library Foundation, Board of Directors

FROM: Karyn Prechtel-Altman
 Deputy Library Director

SUBJECT: Circulation and Activity Measures: July 2022

	July 2022	July 2021	Percent Change
Circulation and Visits			
Circulation - Physical	191,228	183,848	4%
Circulation - Digital	197,150	174,558	13%
Gate Count	183,551	134,096	37%
Website Visits	370,751	327,813	13%
Cardholders			
Active Cardholders	134,165	107,840	24%
Total Cardholders	267,077	286,359	-7%
Percent Active Cardholders	50%	38%	33%
Computer and Wifi Use			
Computer Sessions	26,845	17,333	55%
Wifi Sessions	18,636	60	30758%
Virtual Reference Service			
Chat Service - Number of Chats	608	429	42%
Email	372	385	-3%
Phone	2,034	2,483	-18%
Mail	262	263	0%
Programming			
Early Childhood Literacy Program Attendance	1,523	82	1757%
Adult Literacy Program Attendance	2,023	925	119%
Workforce Development Program Attendance	169	272	-38%

We have updated the Circulation and Activity Measures reports to include more in-person activity. The changes include:

- The number of computer sessions now includes use of library laptops, in addition to desktop computers. In July 2022, there were only eight laptop sessions, but we expect this number to grow.
- Wifi sessions are included in the systemwide and branch reports.
- Early Childhood Literacy programs include:
 - Storytimes
 - Reading skills programs
 - School ready programs
- Adult Literacy programs include:
 - English classes
 - Computer and technology classes
- Workforce Development programs include
 - Business programs
 - Citizenship classes
 - GED classes
 - Nonprofit programs
 - Job Help
 - Teen Advisory Board, teen volunteers, and teen interns
 - Career Online High School
- The branch report now includes outreach and school visits.
- The branch report now includes meeting and study room use.

Library Advisory Board Activity Report
July 2022

BRANCH	Physical Circulation	Computer Use	Wireless Sessions	Gate Count	Number of Programs	Program Attendance	Attendance at Outreach Events and School Visits	Number of People Using Meeting and Study Rooms
Bookmobile / Books by Mail	535	0	0	110	0	0	54	0
Caviglia-Arivaca	417	66	167	400	11	91	0	50
Dewhirst-Catalina	2,052	144	99	1,901	3	9	0	6
Dusenberry-River	12,097	430	473	5,861	16	158	0	240
Eckstrom-Columbus	6,282	2,475	925	11,468	7	1,193	0	427
El Rio	1,373	166	141	1,489	15	101	0	0
Flowing Wells	2,881	1,296	747	6,024	44	384	0	389
Frank De La Cruz-El Pueblo	422	602	283	5,158	16	238	50	0
Himmel Park	8,528	782	711	6,796	5	124	0	53
Joel D Valdez Main	5,391	2,842	2,364	16,129	43	470	105	376
Joyner-Green Valley	9,118	757	391	8,307	15	227	0	303
Kirk-Bear Canyon	10,958	628	615	8,054	10	776	0	1,326
Martha Cooper	4,723	1,329	633	6,180	32	739	0	205
Miller-Golf Links	16,526	1,368	569	4,497	11	338	96	0
Murphy-Wilmot	11,700	1,487	960	8,972	20	999	0	155
Nanini	16,606	1,079	733	9,721	22	578	0	594
Oro Valley	22,251	938	903	22,175	23	298	0	735
Quincie Douglas	2,089	1,008	594	7,037	33	213	25	118
Richard Elias-Mission	4,140	1,111	647	8,283	55	1,105	0	234
Sahuarita	7,314	576	1,576	6,483	19	630	0	804
Salazar-Ajo	1,115	296	456	2,486	2	26	0	0
Sam Lena-South Tucson	447	945	340	2,866	24	278	0	147
Santa Rosa	353	659	528	3,559	51	1,777	0	123
Southwest	955	359	228	1,733	43	27	7	0
Valencia	4,052	1,562	729	5,419	36	1,844	27	96
W. Anne Gibson-Esmond Station	8,076	313	1,169	3,180	24	952	0	390
Wheeler Taft Abbett	14,262	1,120	803	7,670	10	253	0	0
Woods Memorial	9,424	2,507	852	11,593	28	607	0	153
Web Renewal	7,141	0	0	0	0	0	0	0
Adult Services	0	0	0	0	229	1,962	0	0
Youth Services	0	0	0	0	36	170	875	0
TOTALS July 2022	191,228	26,845	18,636	183,551	883	16,567	1,239	6,924
TOTALS July 2021	183,848	17,333	16,241	134,096	620	13,254	98	-
Percentage Change	4%	55%	15%	37%	42%	25%	1164%	

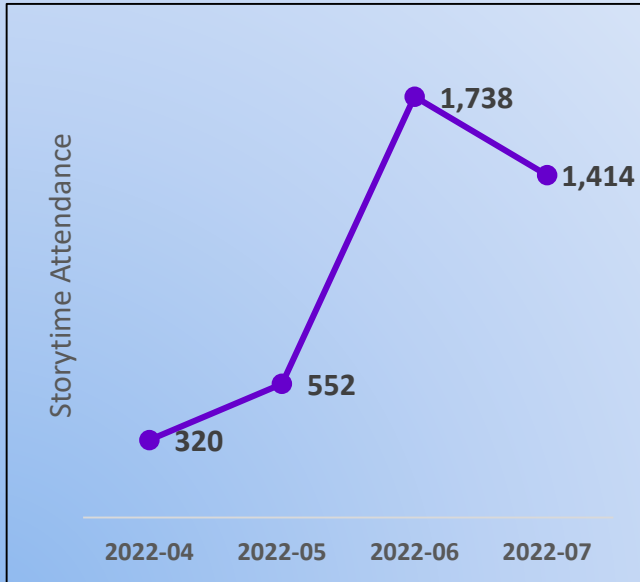
Miller-Golf Links' people counter was not working July 1 - 19, 2022.

Pima County Public Library

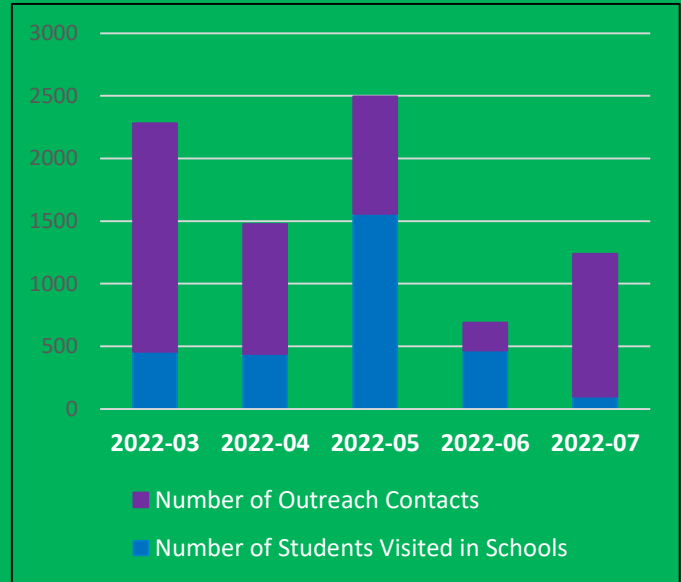


July 2022

Storytimes resumed in April



Outreach resumed in March



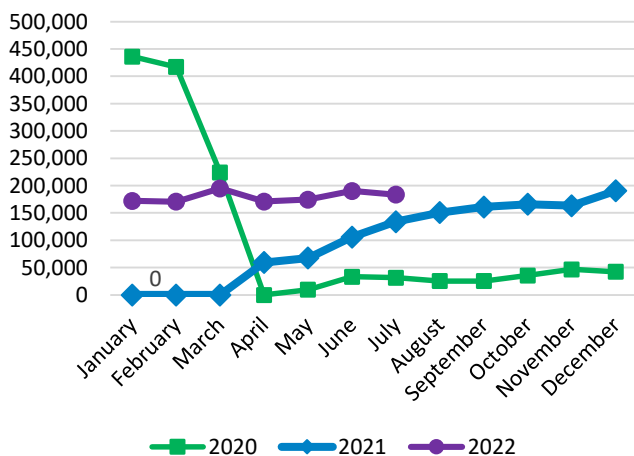
Grateful Customers

“The Pima County library is a wonderful resource! I chose my townhouse based on close proximity to the library.”

“Thank you for taking care of our change ... a small thing that you did, but it exhibits that you care ... and is particularly appreciated by us as we grow older”

“From NJ and Pima County Library is superior to my old library back East!”

Pima County Public Library Gate Count



Pima County Public Library Total Circulation

