

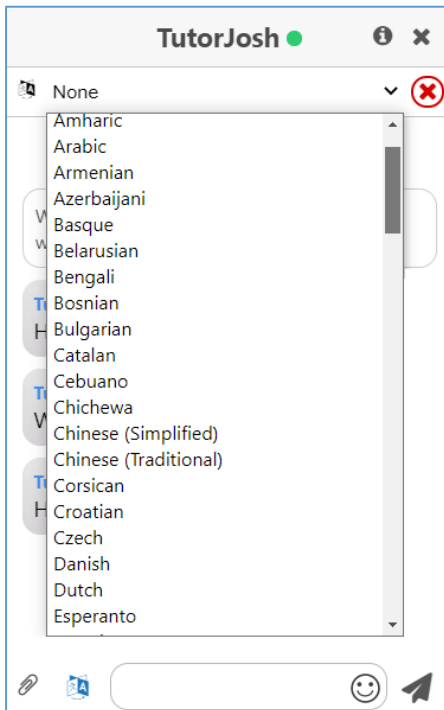
Brainfuse Chat Translation

Brainfuse is committed to removing obstacles for users seeking to improve their skills. To better assist underserved communities, Brainfuse provides the ability for users to translate the real-time chat during any live tutoring session. This feature enables users to communicate with their tutor in real-time in the language they prefer. To begin translating the chat during a live tutoring session, follow the steps below.



Select the chat translate tool

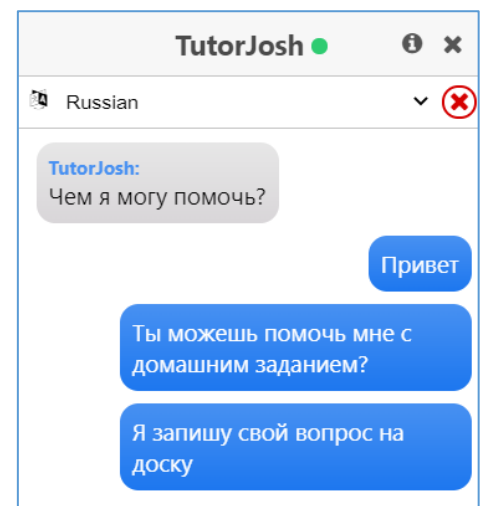
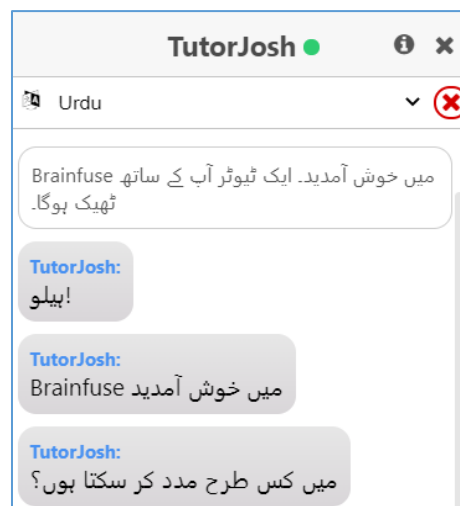
To begin, select the chat translate tool next to the chat input.



Choose the preferred language

From the drop-down list at the top of the chat, select the preferred language for the chat. Users currently have the option of over 100 languages.

The chat history will be automatically translated into the chosen language. Users may change their preferred language as often as they wish during a tutoring session.



Stop real-time translation

To return the chat to English and stop translation in the chat history, select the red cancel button next to the chosen language. This will automatically revert the chat to English.

Questions?



info@brainfuse.com



1-866-BRAINFUSE