



DATE: October 7, 2021

TO: Library Board, Pima County Public Library

Pima County Board of Supervisors
 Pima County Administration
 Friends of the Pima County Public Library, Board of Directors
 Friends of the Arivaca Library, Board of Directors
 Friends of the W. Anne Gibson-Esmond Station Library, Board of Directors
 Friends of the Kirk-Bear Canyon Library, Board of Directors
 Friends of the Oro Valley Public Library, Board of Directors
 Friends of the Pima-Green Valley Library, Board of Directors
 Pima Library Foundation, Board of Directors

FROM: Karyn Prechtel-Altman
 Deputy Library Director

SUBJECT: Circulation and Activity Measures: August 2021

	August 2021	August 2020	Percent Change
Circulation and Visits			
Circulation - Physical	178,454	125,814	42%
Circulation - Digital	185,396	203,483	-9%
Gate Count	150,546	25,447	492%
Website Visits	344,135	385,571	-11%
Cardholders			
Active Cardholders	109,064	160,423	-32%
Total Cardholders	285,620	337,109	-15%
Percent Active Cardholders	38%	48%	-20%
Computer Use			
Computer Sessions	19,887	11,007	81%
Computer Sessions per Available Computer	64	116	-44%
Virtual Reference Service			
Email	339	1,250	-73%
Phone	2,471	3,809	-35%
Mail	260	557	-53%
Programming			
Number of Virtual Programs	103	47	119%
Virtual Program Attendance	235	720	-67%
Number of In-Person Programs	257	146	76%
In Person Program Attendance	8,012	3,211	150%

Library Advisory Board Activity Report
August 2021

BRANCH	Physical Circulation	Computer Use	Gate Count	Number of Programs	Program Attendance
Bookmobile / Books by Mail	321	0	44	0	0
Caviglia-Arivaca	507	15	337	7	18
Dewhirst-Catalina	2,505	157	998	1	12
Dusenberry-River	11,994	478	5,794	2	52
Eckstrom-Columbus	4,421	1,837	8,405	14	626
El Rio	574	40	473	0	0
Flowing Wells	2,778	946	5,440	25	795
Frank De La Cruz-El Pueblo	430	591	4,832	13	284
Himmel Park	8,523	630	6,258	0	0
Joel D Valdez Main	4,725	1,772	14,630	0	0
Joyner-Green Valley	13,069	849	7,756	0	0
Kirk-Bear Canyon	8,567	365	5,499	0	0
Martha Cooper	4,171	845	4,498	16	533
Miller-Golf Links	14,959	904	7,679	4	75
Murphy-Wilmot	15,258	2,029	11,499	5	850
Nanini	15,140	771	7,579	3	170
Oro Valley	19,345	579	12,544	0	0
Quincie Douglas	1,773	786	5,709	5	178
Richard Elias-Mission	4,698	1,041	6,131	22	210
Sahuarita	23	0	0	0	0
Salazar-Ajo	1,549	161	2,251	0	0
Sam Lena-South Tucson	508	696	2,229	20	246
Santa Rosa	473	587	2,275	27	1,339
Southwest	545	254	1,555	17	136
Valencia	3,053	1,117	3,939	23	1,949
W. Anne Gibson-Esmond Station	7,725	184	3,159	0	0
Wheeler Taft Abbett	14,039	897	7,357	4	210
Woods Memorial	9,816	1,356	11,676	41	329
Web Renewal	6,965	0	0	0	0
Adult Services	0	0	0	70	131
Youth Services	0	0	0	41	104
TOTALS August 2021	178,454	19,887	150,546	360	8,247
TOTALS August 2020	125,814	11,007	25,447	193	3,931
Percentage Change	42%	81%	492%	87%	110%

Sahuarita closed August 2021

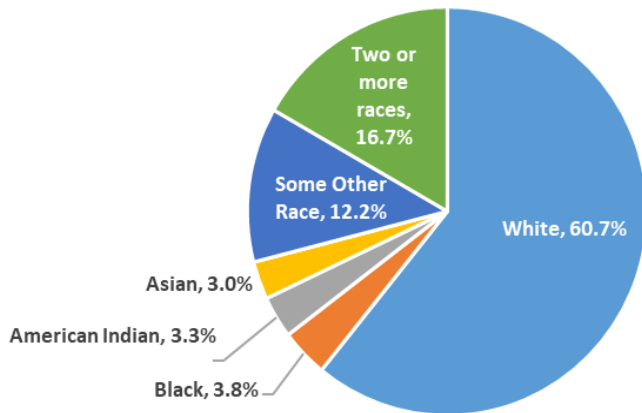
Pima County Public Library



August 2021

The U.S. Census Bureau recently released the 2020 Census data*

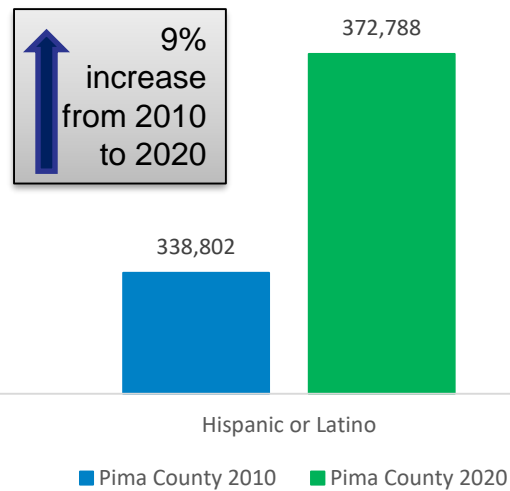
Percent of Total Pima County Population 2020



We honor diversity. We reflect, support, and serve our unique community

Hispanic	Pima County 2010	Pima County 2020	Percent Change 2010-2020	Percent of Population 2020
Total	980,263	1,043,433	6.1%	
Hispanic	338,802	372,788	9.1%	35.7%
Not Hispanic	641,461	670,645	4.4%	64.3%

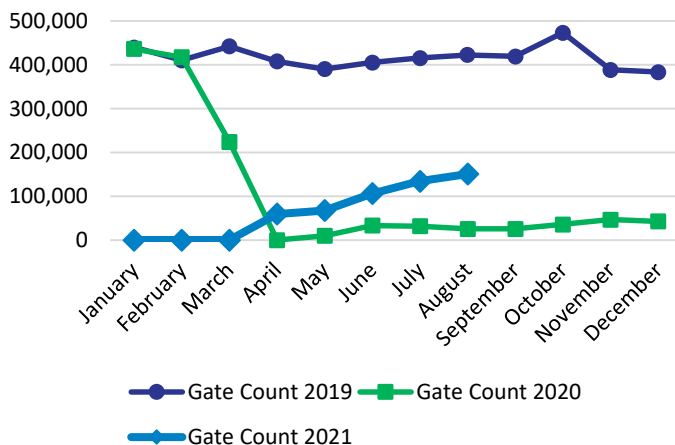
Hispanic or Latino



* 2020 Census data retrieved from data.census.gov

Race	Pima County 2010	Pima County 2020	Percent Change 2010-2020
Total	980,263	1,043,433	6.4%
White	728,751	633,382	-13.1%
Black	34,674	39,954	15.2%
American Indian	32,605	34,593	6.1%
Asian	25,731	31,367	21.9%
Native Hawaiian	1,624	2,229	37.3%
Some Other Race	120,639	127,663	5.8%
Two or more races	36,239	174,245	380.8%

Pima County Public Library Gate Count



Pima County Public Library Total Circulation

