



DATE: June 3, 2021

TO: Library Board, Pima County Public Library

Pima County Board of Supervisors
 Pima County Administration
 Friends of the Pima County Public Library, Board of Directors
 Friends of the Arivaca Library, Board of Directors
 Friends of the Esmond Station Library, Board of Directors
 Friends of the Kirk-Bear Canyon Library, Board of Directors
 Friends of the Oro Valley Public Library, Board of Directors
 Friends of the Pima-Green Valley Library, Board of Directors
 Pima Library Foundation, Board of Directors

FROM: Karyn Prechtel-Altman
 Deputy Library Director

SUBJECT: Circulation and Activity Measures: April 2021

	April 2021	April 2020	Percent Change
Circulation and Visits			
Circulation - Physical	150,292	0	
Circulation - Digital	181,671	212,672	-15%
Gate Count	59,449	0	
Website Visits	320,998	188,670	70%
Cardholders			
Active Cardholders	107,707	187,466	-43%
Total Cardholders	314,761	341,047	-8%
Percent Active Cardholders	34%	55%	-38%
Computer Use			
Computer Sessions	9,598	0	
Computer Sessions per Available Computer	65	0	
Virtual Reference Service			
Email	692	1,477	-53%
Phone*	4,314	876	392%
Mail	209	29	621%
Programming			
Number of Virtual Programs	360	30	1100%
Virtual Program Attendance	1,653	194	752%
Number of In-Person Programs	225	0	
In Person Program Attendance	11,461	0	

PCPL opened most buildings to the public on April 5, 2021

*Estimate. Actual number unavailable.

Library Advisory Board Activity Report
April 2021

BRANCH	Physical Circulation	Computer Use	Gate Count	Number of Programs	Program Attendance
Bookmobile / Books by Mail	175	0	0	0	0
Caviglia-Arivaca	617	18	254	0	0
Dewhirst-Catalina	2,321	96	626	0	0
Dusenberry-River	10,524	264	3,317	2	18
Eckstrom-Columbus	4,069	899	3,469	22	455
El Rio	3	0	0	0	0
Flowing Wells	2,205	462	1,107	22	262
Frank De La Cruz-El Pueblo	21	0	0	0	0
Himmel Park	7,734	315	2,863	0	0
Joel D Valdez Main	3,751	873	2,087	0	0
Joyner-Green Valley	13,072	624	5,459	0	0
Kirk-Bear Canyon	8,240	191	5,067	0	0
Martha Cooper	4,000	449	3,902	22	800
Miller-Golf Links	13,412	463	4,356	0	0
Murphy-Wilmot	8,894	709	2,638	0	94
Nanini	13,219	384	3,845	22	643
Oro Valley	16,242	388	4,868	0	0
Quincie Douglas	1,455	342	959	22	281
Richard Elias-Mission	3,690	672	2,134	22	328
Sahuarita	1	0	0	0	0
Salazar-Ajo	1,418	120	1,270	0	0
Sam Lena-South Tucson	366	436	840	22	433
Santa Rosa	230	0	0	23	2,989
Southwest	1	0	0	0	0
Valencia	2,447	569	1,822	22	1,172
W. Anne Gibson-Esmond Station	6,364	111	1,727	0	0
Wheeler Taft Abbett	11,392	464	3,791	0	0
Woods Memorial	9,024	749	3,048	22	1,383
Web Renewal	5,405	0	0	0	0
Adult Services	0	0	0	330	1,545
Youth Services	0	0	0	32	2,711
TOTALS April 2021	150,292	9,598	59,449	585	13,114
TOTALS April 2020	-	-	-	43	2,018
Percentage Change				1260%	550%

Closed April 2021: El Rio, Frank De La Cruz El Pueblo, Sahuarita, Southwest.
Santa Rosa providing service curbside only.

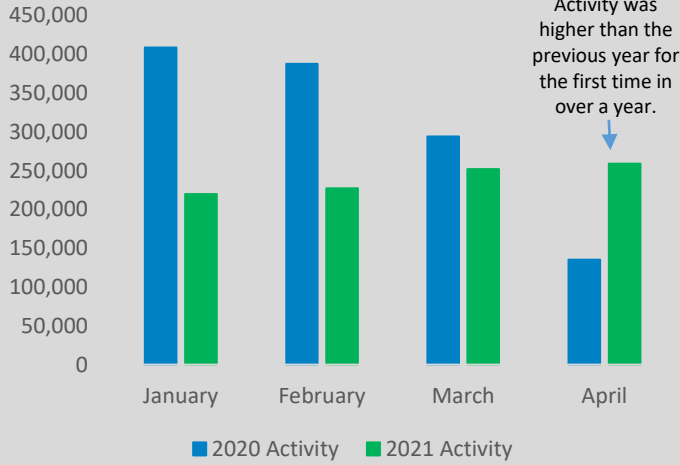
PCPL opened buildings to the public on April 5.

Pima County Public Library

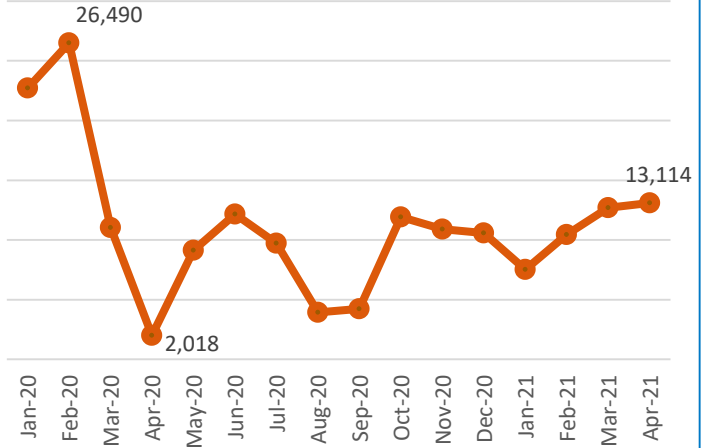


April 2021

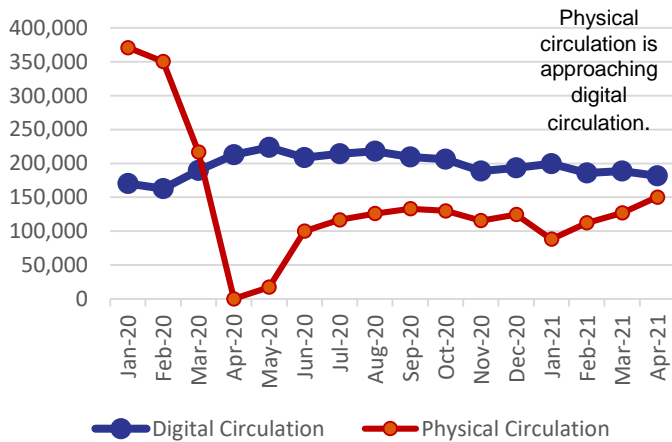
Circulation + Computer Use



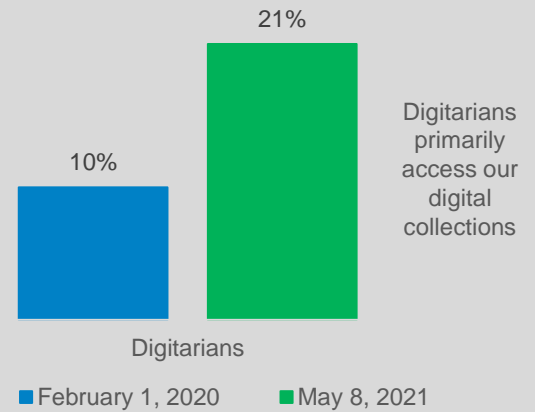
Program Attendance



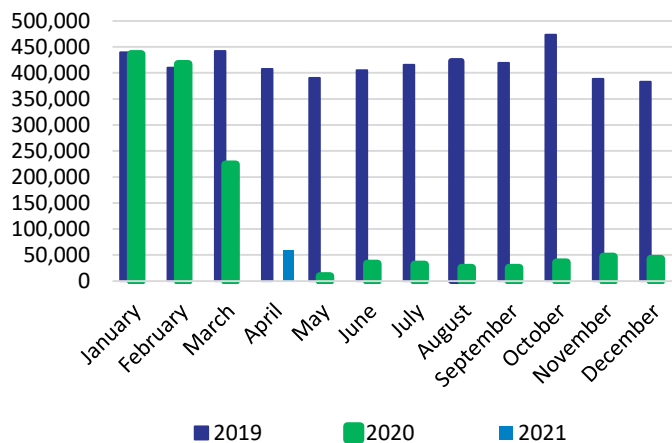
Digital and Physical Circulation



Digitarians: Percent of Total Cardholders Before Pandemic Closures and Now



Pima County Public Library Gate Count



Pima County Public Library Total Circulation

